


# Occupational Therapy

## Scissor Grasp Information

### FUNCTIONAL GRASP PATTERNS



**Thumbs up grasp:** Scissors are held with thumb up in the upper handle and wrist in neutral position. Other fingers are in the lower handle. Typical of age 2 1/2 years and up.




**Thumbs up grasp (alternate):** scissors are held upside down – will not affect performance.

### IMMATURE GRASP PATTERNS




**Two handed grasp:** Scissors are held with both hands to make them open and close. This is typical of a child age 18 months.




**Finger grasp:** Scissors are held with fingers or thumb only in one hole. Typical of child age 2 years.


### INEFFICIENT GRASP PATTERNS




**Thumb up, in wrong way**



**Thumb up, in wrong way; cutting toward**




**Thumb to side, in wrong way; cutting down**



**Thumb upside down, hand sideways**



**Thumb upside down**



**Thumb upside down; cutting away**